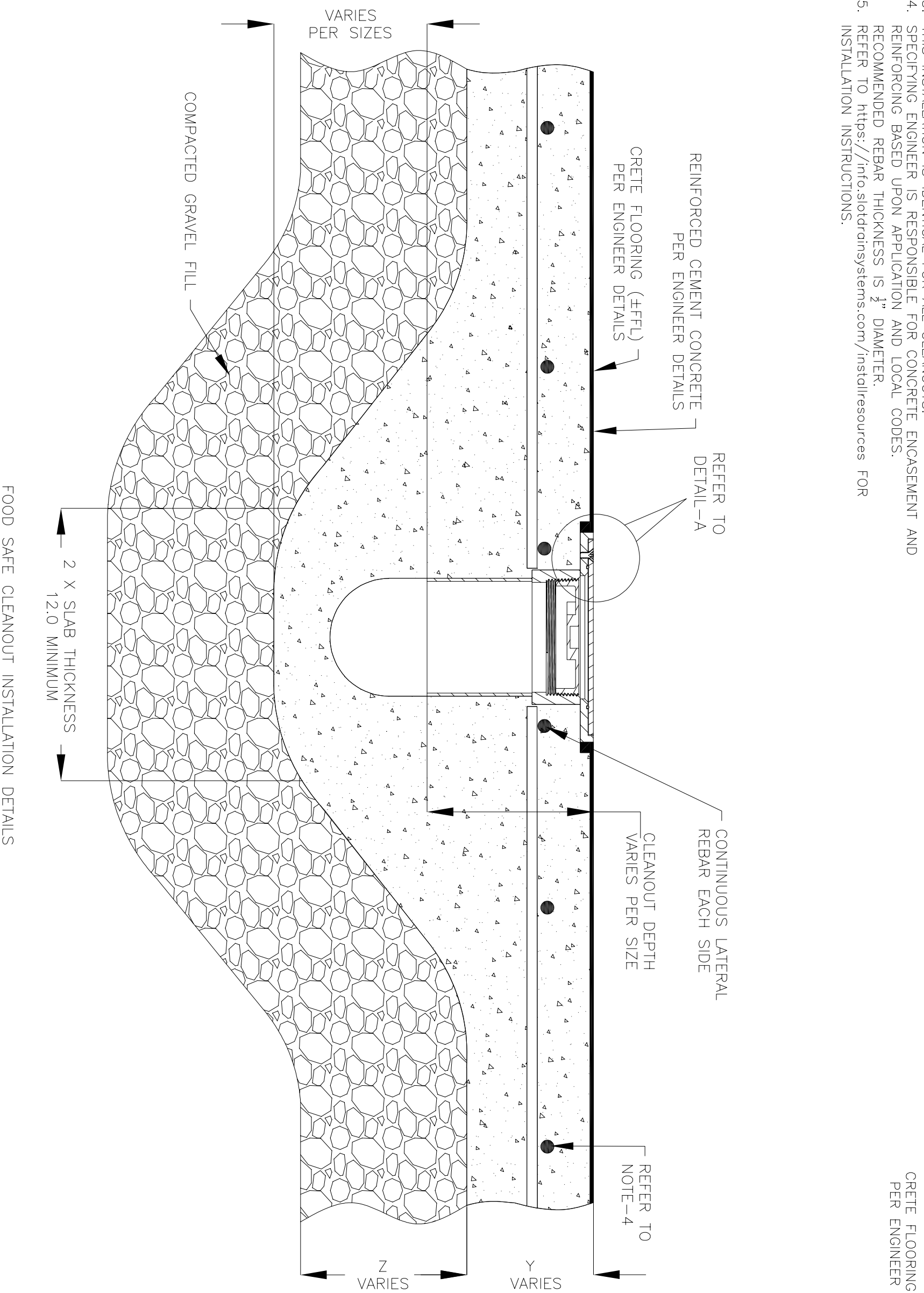


NOTES: UNLESS OTHERWISE SPECIFIED


1. ALL DIMENSIONS ARE IN INCHES.
2. CLEANOUT MATERIAL: STAINLESS STEEL T304
3. THIS INSTALLATION IS IDENTICAL FOR ALL CLEANOUTS.
4. SPECIFYING ENGINEER IS RESPONSIBLE FOR CONCRETE ENCASEMENT AND REINFORCING BASED UPON APPLICATION AND LOCAL CODES.
5. RECOMMENDED REBAR THICKNESS IS $\frac{1}{2}$ " DIAMETER.

REFER TO <https://info.slotdrainsystems.com/installresources> FOR INSTALLATION INSTRUCTIONS.

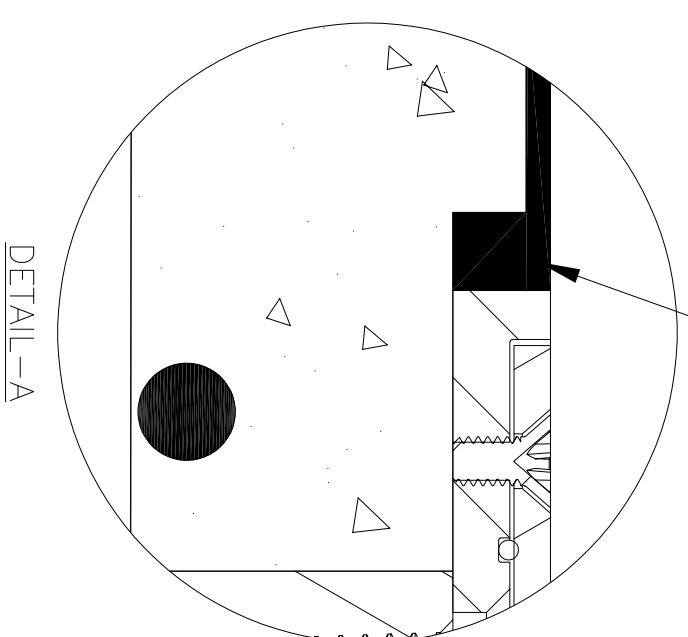


CRETE FLOORING (±FFL) PER ENGINEER DETAILS

PLAN VIEW



MECHANICALLY FORMED KEYWAY



FOOD SAFE CLEANOUT INSTALLATION DETAILS

REVISIONS		DATE	BY
REV	DESCRIPTION		
0	INITIAL RELEASE - R0	5/9/2024	DK

GLOBAL DRAIN TECHNOLOGIES

DRAWING TITLE
CRETE FLOOR-NEW CONSTRUCTION INSTALLATION

DRAIN SERIES
FOOD SAFE CLEANOUT-FCCO

DWG NO.
IN-FSFCO-001-R0

SIZE
B

SCALE
NTS

SHEET
1 OF 1

REV.
0

ALL DRAWINGS ARE THE EXCLUSIVE PROPERTY OF SLOT DRAIN SYSTEMS. ANY REPRODUCTION IN PART OR IN WHOLE IS PROHIBITED WITHOUT PROPER CONSENT.