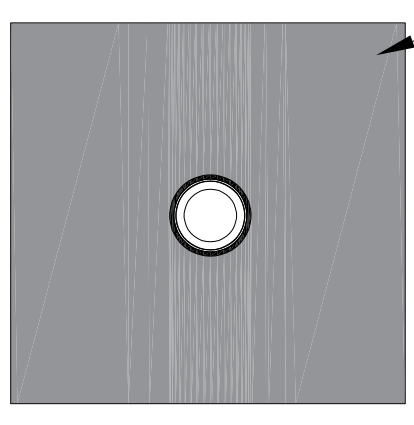
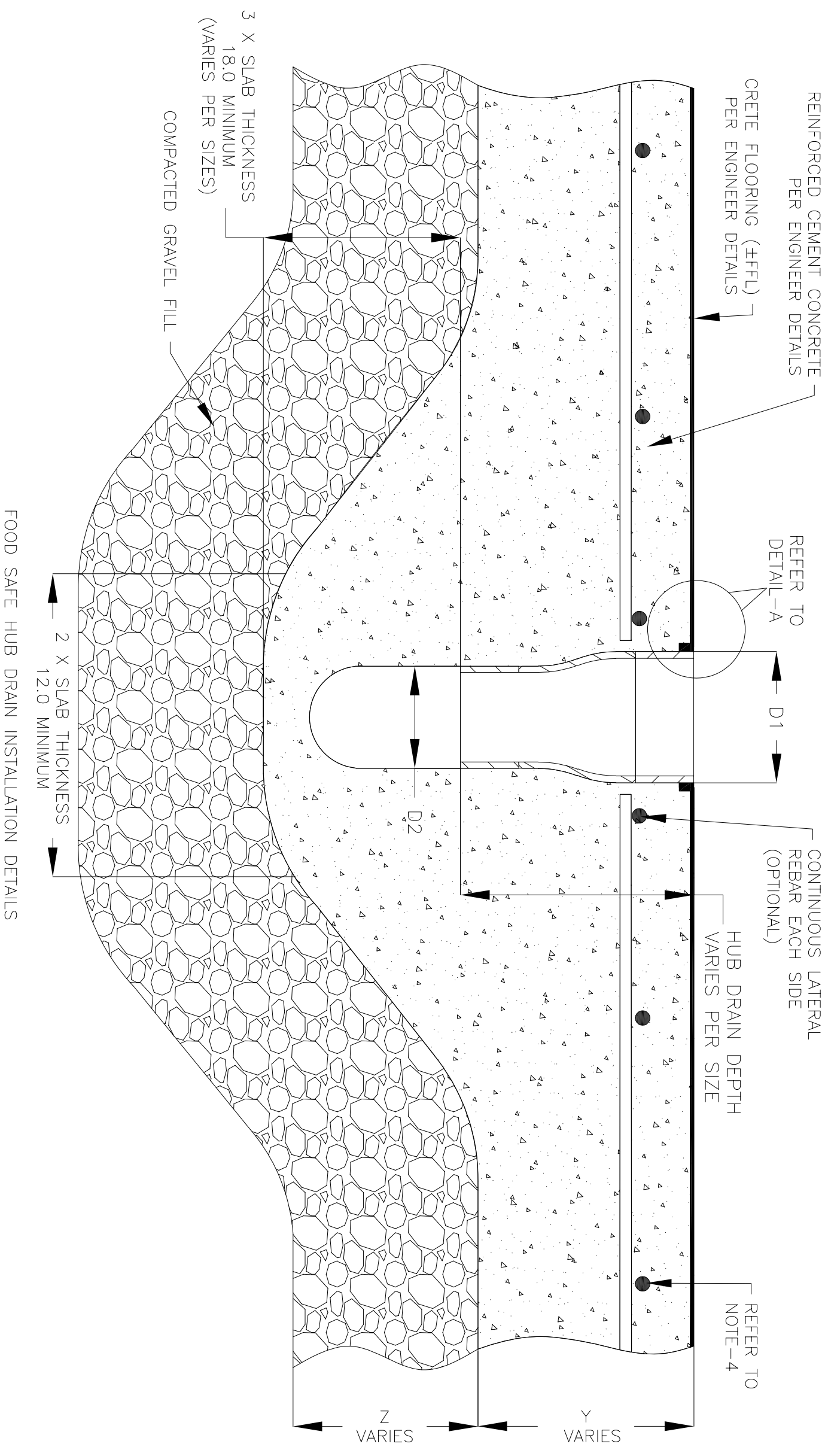
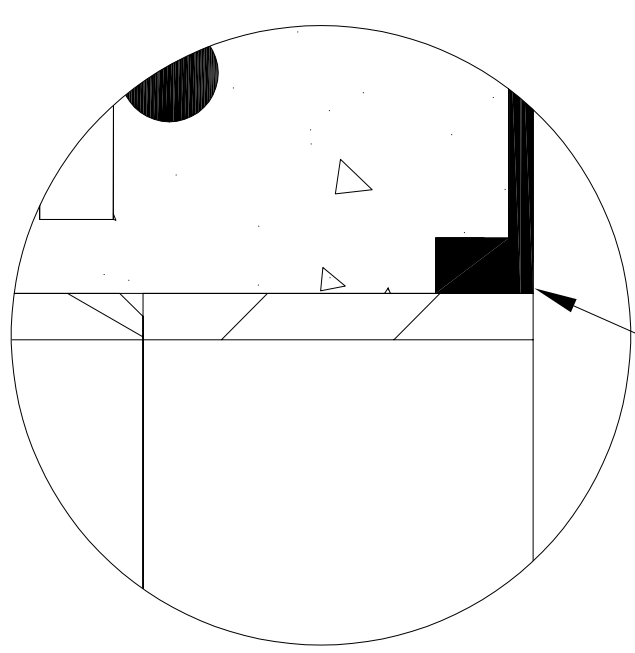


NOTES: UNLESS OTHERWISE SPECIFIED

1. ALL DIMENSIONS ARE IN INCHES.
2. HUB DRAIN MATERIAL: STAINLESS STEEL T304
3. THIS INSTALLATION IS IDENTICAL FOR ALL HUB DRAINS.
4. SPECIFYING ENGINEER IS RESPONSIBLE FOR CONCRETE ENCASUREMENT AND REINFORCING BASED UPON APPLICATION AND LOCAL CODES. RECOMMENDED REBAR THICKNESS IS $\frac{1}{2}$ " DIAMETER.
5. REFER TO <https://info.slotdrainsystems.com/installresources> FOR INSTALLATION INSTRUCTIONS.



CRETE FLOORING (±FFL) PER ENGINEER DETAILS
PLAN VIEW



DETAIL-A

REVISIONS

REV	DESCRIPTION	DATE	BY
0	INITIAL RELEASE - R0	5/9/2024	DK

GLOBAL DRAIN
TECHNOLOGIES

DRAWING TITLE
CRETE FLOOR-NEW CONSTRUCTION INSTALLATION

DRAIN SERIES
FOOD SAFE HUB DRAIN-CONCENTRIC

DWG NO. IN-FSHUB-001-R0

SIZE B SCALE NTS SHEET 1 OF 1

ALL DRAWINGS ARE THE EXCLUSIVE PROPERTY OF SLOT DRAIN SYSTEMS. ANY REPRODUCTION, IN PART OR IN WHOLE IS PROHIBITED WITHOUT PROPER CONSENT.

FOOD SAFE HUB DRAIN INSTALLATION DETAILS